

# JRB Multi Pick-Up Coupler ISO/416

CONSTRUCTION ATTACHMENTS FOR WHEEL LOADERS





**PALADIN**  
HEAVY CONSTRUCTION

## The Paladin Difference

Paladin, a Dover Corporation Company, is the largest independent manufacturer of attachments and tools used in the heavy and light mobile construction equipment market as well as in demolition, recycling, forestry and utility applications. Paladin employs approximately 1,500 people in manufacturing locations throughout the United States and is supported by a global sourcing office in Shanghai, China. Paladin, whose tag line is “Powerful Construction Attachments”, believes that when you go to work with Paladin brand attachments, you’ll get the three things you want most from an attachment company: Total Service. Total Quality. Total Satisfaction.



JRB Attachments, headquartered in Akron, Ohio, is a leading designer, manufacturer and marketer of high quality quick couplers and attachments for the construction equipment industry. JRB products are utilized with hydraulic excavators, wheel loaders and tractor loader backhoes.

In 2004, JRB was acquired by Paladin and renamed JRB Attachments LLC, combined with C&P, Badger, and CustomWorks which comprises Paladin Heavy Construction.

JRB, C&P and Badger brand couplers and attachments are designed and manufactured to increase the versatility and productivity of the base machine without compromising its performance. JRB is one of the only coupler manufacturers that has obtained engineering approval from major construction original equipment manufacturers.

JRB has over 280 dedicated employees at multiple locations which form the various teams that focus on new product development, engineering, sales, technical support and customer service. Additionally, JRB provides its extensive distributor network with complete support including training, sales and field technical assistance.

Our extensive application knowledge is unsurpassed in the industry. On average, our application engineers have 10 years or more experience in heavy construction attachment design and use. Add to that, the sales and marketing experience of JRB, its distributors and leading OEMs, and you quickly begin to realize the value and benefits of a partnership with JRB.

JRB's manufacturing capabilities utilize over 200,000 square feet that contain state-of-the-art computerized plasma burning, CNC machining and robotic welding centers. Furthermore, JRB takes advantage of Paladin's Global Sourcing Team (GST) to provide critical engineering and logistics assistance for sourcing steel, cast and forged parts in addition to components and assemblies.

***JRB's success in the marketplace is based on five strategic assets: People, Application Expertise, Engineering, Manufacturing and New Product Development.***

At JRB, engineering is at the heart of everything we do. We adhere to OEM standards to ensure maximum versatility, efficiency and safety. JRB engineering focuses on both new product development as well as improvements to existing products. Capabilities include the use of state-of-the-art equipment and software that includes CAD, 3-D Modeling, Finite Element Analysis, PDM, animation and dynamic simulation of products in the design process. All product designs and enhancements are subject to rigid safety review processes and extensive field-testing before being released for commercial use.

JRB is an organization of people who are dedicated to providing you with the most innovative quick couplers and attachment products in the construction market with unmatched quality and customer service.

With our customers' safety in mind and OSHA's mandated awareness and push for job site safety, JRB has taken yet another unprecedented step towards differentiating from all other attachment manufacturers. We have been conducting seminars at either customers' facilities or on the job site covering a broad range of issues related to the safe installation, operation and maintenance of couplers. Our attendee base has been construction firms, union halls, operating engineers' schools, dealerships, as well as representatives from OSHA. This program has far exceeded our expectations and the response has been overwhelmingly positive.





## JRB Multi Pick-Up Coupler ISO/416



There are many reasons why JRB is the industry leader in construction attachments. Those reasons include innovative engineering, high quality manufacturing, dedicated customer service and focus on our customers' needs. JRB's new Multi Pick-Up Coupler is the most recent example of customer driven solutions.

The Multi Pick-Up Coupler was designed specifically to pick up and work with attachments such as JRB® 416, JRB® ISO, John Deere® 416, John Deere® Hi-Viz, Volvo®, JCB® and other ISO attachments in front-end wheel loader applications throughout the world. The new design had to provide quick coupling capabilities to be able to switch attachments in the shortest amount of time while providing maximum safety.

For versatility, the Multi Pick-Up Coupler utilizes a 2-cylinder design that accommodates any number of "quick hitch" style attachments. In a matter of seconds, an operator can switch from a bucket to a boom, forklift, broom or other attachment

without having to leave the cab or require the assistance of additional personnel. This means more productivity, less downtime and greater job efficiency which translates to improved profitability.

The Multi Pick-Up Coupler is designed to maximize load transfer and help maintain machine performance. This lower offset improves performance and results in reduced breakout force.

### *Simple to Connect to Your Attachments in Seconds*



1



2



3

Multi Pick-Up Coupler picking up Volvo Utility Forks



1

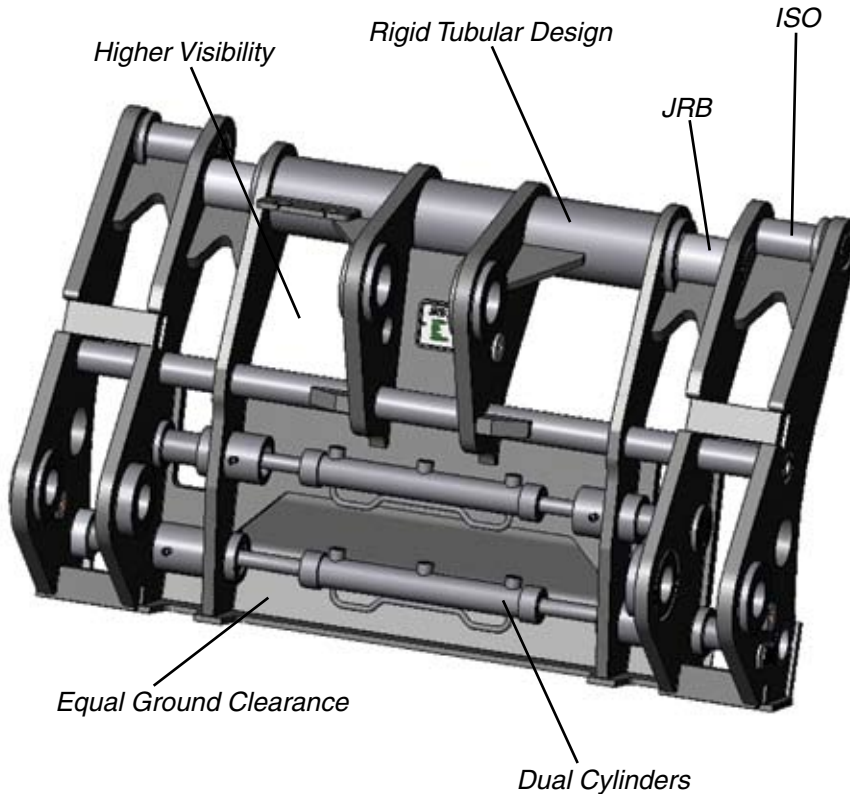


2



3

Multi Pick-Up Coupler picking up JRB Multi Purpose Bucket



### Benefits:

- Higher visibility for increased safety
- Light weight and less offset design increases fuel efficiency and improves breakout force over other ISO couplers
- Dual cylinders for more flexibility
- Rigid tubular design allows for stronger coupler that weighs less
- Same ground clearance as OEM specifications for both ISO coupler and JRB coupler

As with all JRB products, safety is a primary design consideration. The Multi Pick-Up Coupler is operated from inside the cab. To prevent accidents and to ensure everyone's safety, JRB's coupler incorporates a lock-out feature that prevents the cylinders from retracting without

operator intervention. As with all of our couplers and attachments, JRB provides safety information and training for all operators as well as other work site personnel. Daily inspection before operation is always a safety recommendation.

Class	Part#	Description	Weight (lbs)
200	200HVDI	Multi Hydraulic Coupler 416-ISO Interchange	565
300	300HVDI	Multi Hydraulic Coupler 416-ISO Interchange	730
500	500HVDI	Multi Hydraulic Coupler 416-ISO Interchange	790

### Attachment Interfaces


JRB® 416
JRB® ISO
John Deere® 416
John Deere® Hi-Viz
Volvo® ISO
JCB®
Other ISO Attachments



## Hydraulic and Mechanical Wheel Loader Couplers

## CustomWorks

## Quick Coupler Attachments



Hook up with JRB's line of smart, powerful couplers, and watch your productivity soar. Designed to lock on fast and lock on tight, our couplers deliver versatility, speed and security when it matters most.

### Benefits:

- Single cylinder design features less maintenance
- Shock loads are absorbed through loader lift arms
- Hi-VIZ™ design for maximum visibility
- Hydraulic installation kit utilizes existing loader hydraulics

Located adjacent to main OE manufacturing plants, JRB staff performs manufacturer approved modifications ranging from sweeper installations to mounting of JRB couplers, thumbs, rippers or brush rakes on just-off-the-line equipment.

### Benefits:

- Reduction of overall machine cost
- Factory certified modifications
- Auto-lube systems
- Lo-Jack security systems to enhance equipment recovery
- Multi-Seal tire sealant which self-seals on-site tire punctures
- Pre-Delivery inspection

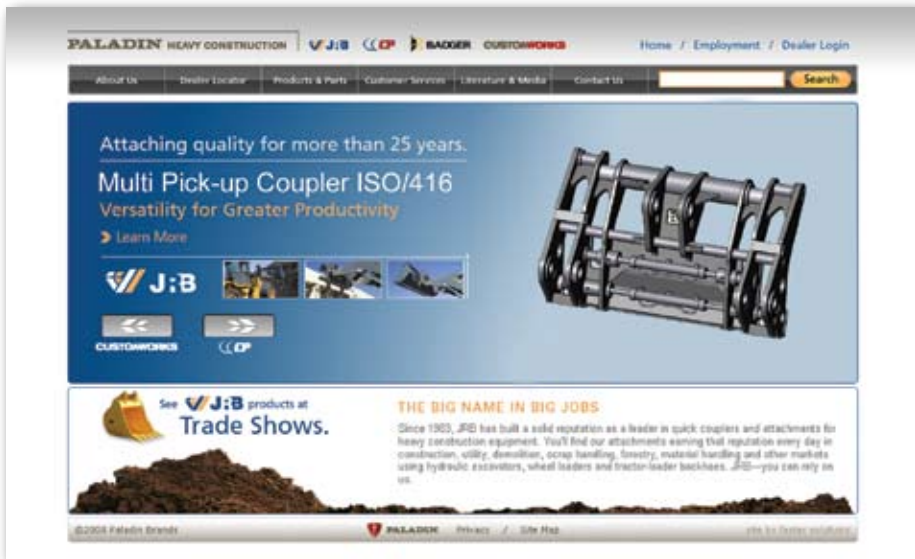
Versatile attachments provide the ability to rake, plow, spread or sweep in any environment. Available as quick coupler or pin-on attachments, they are designed with rugged construction to maximize strength and durability.

- Available in 416 or JRB ISO
- Loader, stacking and citrus rakes with or without hydraulic clamps
- Brooms
- Extendable booms
- Snow plows and pushers
- Construction utility forks and utility pallet forks
- General purpose, light material and wood chip buckets
- Grapple buckets
- Log and lumber, single, double and paddle top clamp forks

## SAFETY FIRST

JRB has always taken the lead in safety, both through its product design and in the subsequent education of its customers in the safe operation of its products. To ensure that all coupler users understand and appreciate proper safety procedures, JRB offers seminars that cover a broad range of issues related to the safe installation, operation and maintenance of quick couplers. For additional information on JRB's onsite safety seminars, please contact your local JRB Distributor.

# Action Directory



Paladin wants to keep you informed. Get a jump on your next solution by contacting Paladin Heavy Construction today. Listed below are connection opportunities for you to acquire any additional information you need or to speak to the industry's most knowledgeable sales representatives.

### Website

[www.paladinbrands.com](http://www.paladinbrands.com)

### Contact

[multipickup@paladinbrands.com](mailto:multipickup@paladinbrands.com)  
or call 800-4-BUCKET



Additional product literature is available for the construction attachment market at:  
[www.jrbattachments.com/literature.asp](http://www.jrbattachments.com/literature.asp)

## Offer of Sale

The items described in this document are hereby offered for sale by Paladin Heavy Construction, its subsidiaries or its authorized distributors. This offer and its acceptance are governed by the provisions stated in the full "Offer of Sale".

### Warning-User Responsibility

**FAILURE OR IMPROPER SELECTION OR IMPROPER USE OF THE PRODUCTS DESCRIBED HEREIN OR RELATED ITEMS CAN CAUSE DEATH, PERSONAL INJURY AND PROPERTY DAMAGE.**

This document and other information from Paladin Heavy Construction, its subsidiaries and authorized distributors provide product or system options for further investigation by users having technical expertise.

The user, through its own analysis and testing, is solely responsible for making the final selection of the system and components and assuring that all performance, endurance, maintenance, safety and warning requirements of the application are met.

To the extent that Paladin or its subsidiaries or authorized distributors provide component or system options based upon data or specifications provided by the user, the user is responsible for determining that such data and specifications are suitable and sufficient for all applications and reasonably foreseeable uses of the components or systems.

5M 10/08 SP

**JRB Attachments**

Paladin Heavy Construction Headquarters  
820 Glaser Parkway  
Akron, OH 44306  
United States of America

**PH** 800-4-BUCKET

**FX** 330-734-3018

[multipickup@paladinbrands.com](mailto:multipickup@paladinbrands.com)



**PALADIN** HEAVY CONSTRUCTION

U.S. and international patents pending.